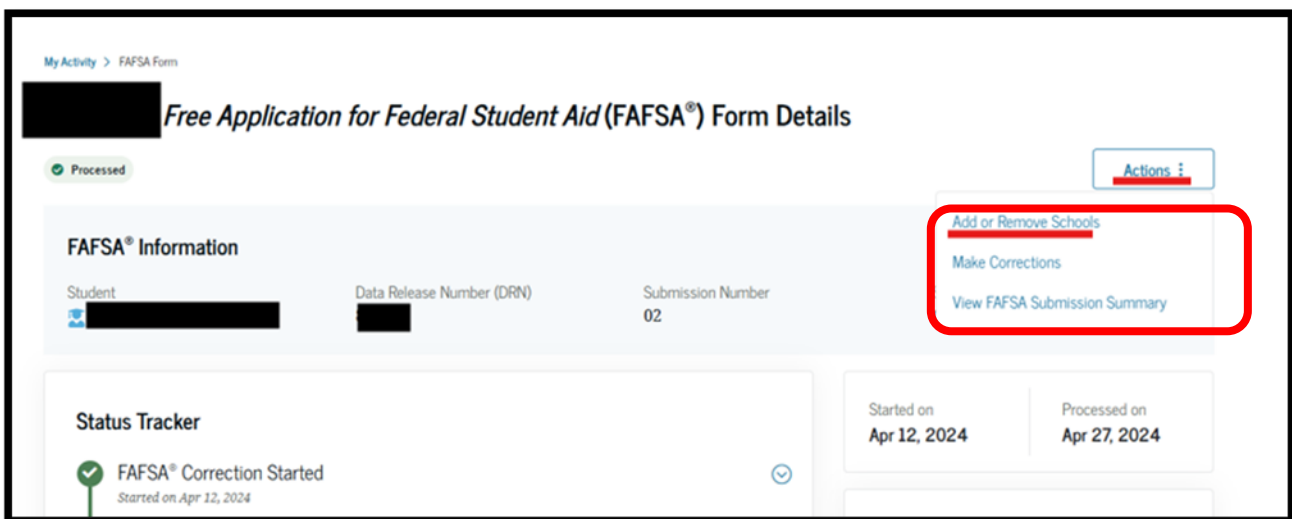


Need to Add a UTI School Code to Your Completed FAFSA?

When filling out your FAFSA, you may notice your specific campus isn't listed with its own school code. That's totally normal! Instead, **your campus is grouped under a main campus code**. Follow 3 easy steps and when finished you'll receive a confirmation verifying that the application was successfully submitted.

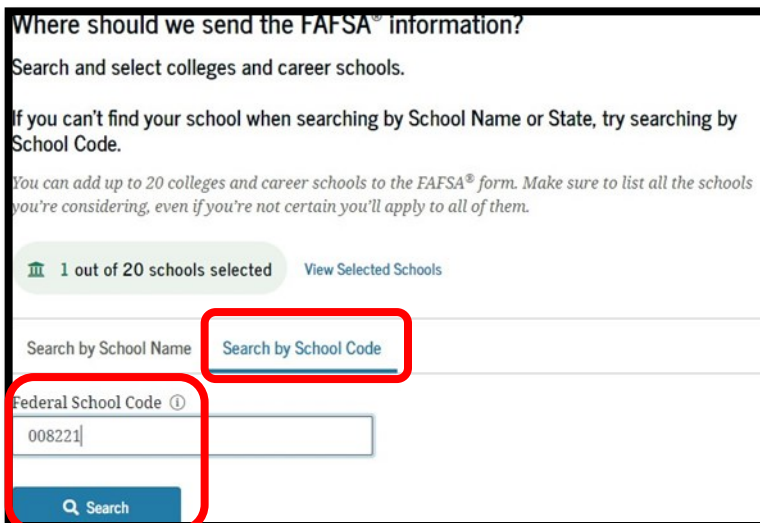
Step 1: Login into the FAFSA using your FSA ID. Once you are logged in, select the appropriate FAFSA application and click on the "Actions" button, then "Add or Remove Schools" to add the school code.

- Login here: <https://studentaid.gov/>



The screenshot shows the "Free Application for Federal Student Aid (FAFSA®) Form Details" page. The page is titled "My Activity > FAFSA Form" and shows a "Processed" status. The "FAFSA® Information" section includes fields for Student, Data Release Number (DRN), and Submission Number (02). The "Actions" menu is highlighted with a red box, containing the following options: "Add or Remove Schools", "Make Corrections", and "View FAFSA Submission Summary". The "Status Tracker" section shows "FAFSA® Correction Started" on April 12, 2024. The "Started on" date is April 12, 2024, and the "Processed on" date is April 27, 2024.

Step 2: Go to the "Colleges Selection" tab on the FAFSA and select "Search and Select More Schools", then select "Search by School Code". **Here you will enter the required school code** of 008221, 016696, 014518 or 013603 and click the "Search" button. (If you are unsure of which school code to use, see the next page for details)



The screenshot shows the "Where should we send the FAFSA® information?" page. The page asks the user to "Search and select colleges and career schools." It provides instructions: "If you can't find your school when searching by School Name or State, try searching by School Code." It also states: "You can add up to 20 colleges and career schools to the FAFSA® form. Make sure to list all the schools you're considering, even if you're not certain you'll apply to all of them." The page shows "1 out of 20 schools selected" and a "View Selected Schools" link. The "Search by School Code" option is highlighted with a red box. The "Federal School Code" field is also highlighted with a red box and contains the value "008221". The "Search" button is also highlighted with a red box.



Step 3: Select the box for the correct Federal School Code and select Continue.

Please make sure to select “Continue” until you reach the ‘Sign and Submit FAFSA Form’ page. All signatures and consents are required. Then select “Submit My FAFSA Form Now”. UTI should receive your results within 72 hours. You can confirm this on your ‘Before You Start’ checklist in your student portal, UTI Go!

Here’s how it works:

- **Your FAFSA will list the *main* campus that covers your location**, possibly not your exact school name.
- Don’t worry—your campus is still included, it just falls under the main school’s code.

Use this guide:

If you’re attending:

UTI-Avondale, AZ

UTI-Lisle, IL

UTI-Long Beach, CA

UTI-Miramar, FL

UTI– Mooresville, NC

UTI—Rancho Cucamonga, CA

***Use School Code 008221—UTI Avondale, AZ**

If you’re attending:

UTI-Houston, TX

UTI-Austin, TX

UTI-Dallas, TX

UTI-Bloomfield, NJ

UTI-Exton, PA

UTI-San Antonio, TX

***Use School Code 016696—UTI Houston, TX**

If you’re attending:

UTI-Atlanta, GA

UTI-Avondale, AZ (Motorcycle Only)

UTI-Orlando, AZ







UTI-Sacramento, CA

***Use School Code 014518—UTI Avondale, AZ**

If you’re attending:

UTI-Canton, MI

***Use School Code 013603—UTI Canton, MI**

Universal Technical Institute Avondale, Arizona (AZ)	Federal School Code 008221	 Remove	 View Information
Universal Technical Institute Houston, Texas (TX)	Federal School Code 016696	 Remove	 View Information
Universal Technical Institute Avondale, Arizona (AZ)	Federal School Code 014518	 Remove	 View Information